

Taunton Deane Borough Council

Executive: 18 June 2008

Local Area Agreement 2008 to 2011

Report of Jane Chipp, Strategy and Partnerships Manager

(This matter is the responsibility of Councillor Alan Wedderkopp)

1. Summary

- 1.1 A paper was presented to the Overview and Scrutiny Board on 17 April 2008 which included the draft Local Area Agreement (LAA). A copy of this report is attached as **Appendix 1** along with one of the appendices to this report entitled "A councillor's guide to the new local area agreements" for information. Members were asked to raise any concerns that they had arising from the LAA. After a detailed discussion members recommended that the Executive signs up to delivery of the LAA at its meeting on June 18th.
- 1.2 This report includes a copy of the final version of the LAA (**Appendix 2**) and recommends that the Executive 'sign up' the Council to delivery of the targets within it.

2.0 Background

- 2.1 The new LAA is due to be signed off by Government ministers in June 2008.
- 2.2 The LAA comprises 34 issues and appropriate indicators from the National Indicator set. There is only room for up to 35 indicators in the LAA, plus the 16 statutory education indicators, and so there will be a 'supporting tier' of indicators, though these will not need to be signed off by the Minister.
- 2.3 The Government Office for the South West (GOSW) has stated that there are certain indicators which should be included in Somerset's LAA such as:
 - People killed and seriously injured on the roads
 - Climate change
 - Affordable housing
 - Improved efficiency through enhanced two-tier working in line with the Pioneer Somerset proposals in lieu of unitary status.
- 2.4 Baselines and targets for the chosen indicators have been negotiated with GOSW over recent months.
- 2.5 Each of the public sector parties who have a duty to cooperate in delivering the LAA have stated the level to which their organisation will

contribute to delivery of each of the indicators. The levels of cooperation being:

Level 1 – leading or key partner

Level 2 – contributory role

Level 3 – the indicator is not particularly relevant to the organisation but will support where required

This assessment was done during May and the results were circulated to members of the Executive for comments. The Council is annotated as a named partner on the LAA document for the indicators to which it indicated delivery at Levels 1 and 2.

3.0 Implications for TDBC

- 3.1 The LAA has implications for residents of Taunton Deane. It addresses priorities for all age groups, the economy, the environment and community safety. It is the vehicle for marshalling the collective efforts of public sector agencies, including TDBC, in Somerset to deliver an agreed set of outcomes and targets. The Government has introduced a 'duty to cooperate' in the LAA which means that TDBC must cooperate in delivering the targets in the LAA.
- 3.2 The LAA is about delivery across agencies and so it will be important to extend partnership working across areas of Council activity not currently working in partnership and may involve greater pooling of budgets between agencies.
- 3.3 There is no specific LAA funding. The Council will have to decide how to fund LAA priorities.

4.0 Recommendations

- 4.1 That the Executive signs up to delivery of the LAA at its meeting on June 18th.

Appendices

Appendix 1 – Copy of report to Overview and Scrutiny Board on 17 April 2008

Appendix 2 – Final version of the LAA for Somerset

Overview and Scrutiny Board: 17 April 2008

Local Area Agreement 2008 to 2011

Report of the Strategy and Partnerships Manager

(This matter is the responsibility of Councillor Alan Wedderkopp)

1. Background

- 1.1 A paper was presented to this Board on 24 January 2008 which gave background information about the Local Area Agreement (LAA) and detailed the process being followed in creating the LAA. The paper also included the 'long list' of issues identified through consultation that could be included in the LAA.

Appendix 1 – "A councillor's guide to the new local area agreements" is attached for information.

- 1.2 A new LAA is being drafted and is due to be signed off by Government ministers in June 2008. The current LAA finished on 31 March 2008, except for the 13 stretch reward targets which continue until March 2009.
- 1.3 The 'long list' of issues which was presented to this Board in January has now been reduced to 35 and matched with appropriate indicators from the National Indicator set to form the LAA. In a small number of cases there is nothing very suitable in the national indicator set to support a particular priority, and in these cases (e.g. adult obesity) it will be necessary to use a locally determined indicator. In addition to the 35 indicators there are also 16 statutory education indicators which form the LAA. The draft LAA (i.e. the 35 + 16 indicators) has been submitted to the Government for its approval.
- 1.4 As there is only room for 35 indicators in the LAA, plus the 16 statutory education indicators, there will be a 'supporting tier' of indicators, though these will not need to be signed off by the Minister.
- 1.4 The Government Office for the South West (GOSW) has stated that there are certain indicators which should be included in Somerset's LAA such as:
- People killed and seriously injured on the roads

- Climate change
- Affordable housing
- Improved efficiency through enhanced two-tier working in line with the Pioneer Somerset proposals in lieu of unitary status.

These have been included in the draft summary LAA (see **Appendix 2**). There is also a much fuller working document available (which runs to 23 pages) and which provides a lot more information. One page of that document has been attached at **Appendix 3** as an illustration.

- 1.5 Work is currently taking place to identify the baselines and targets for each of the chosen indicators. The targets will be negotiated with GOSW during April, and signed of by Ministers in June.

2.0 Implications for TDBC

- 2.1 The LAA has implications for residents of Taunton Deane. It addresses priorities for all age groups, the economy, the environment and community safety. It is the vehicle for marshalling the collective efforts of public sector agencies, including TDBC, in Somerset to deliver an agreed set of outcomes and targets. The Government has introduced a 'duty to cooperate' in the LAA which means that TDBC must cooperate in delivering the targets in the LAA.
- 2.2 The LAA is about delivery across agencies and so it will be important to extend partnership working across areas of Council activity not currently working in partnership and may involve greater pooling of budgets between agencies.
- 2.3 There is no specific LAA funding. The Council will have to decide how to fund LAA priorities.

3.0 Recommendations

- 3.1 The Overview and Scrutiny Board is asked to review the draft LAA summary in Appendix 2 and raise any concerns arising from it.
- 3.2 There are still negotiations taking place regarding the targets and indicators within the LAA. In order to meet the timescale of signing of the LAA in June the Overview and Scrutiny Board is asked to recommend that the Executive signs up to delivery of the LAA at its meeting on June 18th.

Appendices

Appendix 1 - "A councillor's guide to the new local area agreements"

Appendix 2 - draft summary LAA

Appendix 3 - fuller working LAA document

a councillor's guide to the new local area agreements

- making LAAs work for you locally
- the key roles of councillors
- what's new about the new LAAs



Local Government Association

a councillor's guide to the new local area agreements

“ Location and excellent communication links mean that **Swindon** is economically prosperous, attractive to business, and provides a strong range of employment opportunities. However, there is a significant gap between the skills of Swindon's residents and those required by Swindon's employers, and many of the people who work in Swindon look elsewhere to live, shop, and play. This problem could get worse as Swindon's population is growing at one of the fastest rates in England and the economic and cultural regeneration of the town continues apace. Through the powerful Swindon Strategic Economic Partnership, the LAA will provide a focus for a partnership approach to up-skilling the resident workforce to ensure a more sustainable approach to Swindon's continued economic growth. ”

introduction

The new local area agreements (LAAs) are different, and they are important. Over the next few months, councils in England will be negotiating with other public services and with government to put in place LAAs for the next three years, 2008-11.

The new arrangements:

- make LAAs **the centrepiece of partnership work** for the next three years, and are fundamental to implementing your most important ambitions for the local area;
- are based around a clear recognition of the democratic role of councils in leading LSPs, with important political **roles for councillors** in leadership, strategy development, scrutiny, and neighbourhood representation;
- include a **new legal duty on other public services** to co-operate with councils in negotiating and fulfilling LAAs. This gives councils new scope to influence the priorities of much of the public sector in each locality;
- provide a choice of targets which is wider in scope and more flexible, with the LAA negotiations being the only place where government can **agree targets** with councils and local partnerships;
- require that the ambitions of the LAA agreed with government be at the core of **what is assessed** by the forthcoming comprehensive area assessment (CAA).

Decisions are being made now, and councillors need to be more involved, ensuring the new approach genuinely empowers communities. Here, we tell you more about the new rules for LAAs.

Most importantly, we give you some examples of what different councils want to achieve locally.



the key roles of councillors

It is vital that councillors get more involved in LAAs. We see councillors as having four main roles in relation to LAAs:

leadership: leaders and other executive members have a vital role in leading LSPs, in defining and negotiating priorities, and in ensuring delivery, but all councillors are leaders of the community. The council's leadership role should influence the priorities of other public services, reducing the democratic deficit in relation to partnership working. Councillors also play an important leadership role in sub-partnerships such as Children's Trusts, Crime and Disorder Reduction Partnerships, and health partnerships. Councillors are also among the leaders of other agencies such as police authorities, passenger transport authorities, and regional development agencies, which will be partners involved in LAAs;

strategy development: sustainable community strategies, related thematic strategies, and local development frameworks, are approved by the elected members, and form a vital means to advance their political priorities. These strategies will be the basis of LAAs. All members have a role to play in the strategy development responsibilities of their tier, and in making sure that community priorities are taken forward in these strategies;


scrutiny: councils will gain new powers to scrutinise other public services and to hold service providers (including the council) to account in achieving the ambitions set out in the LAA. Imaginative scrutiny enquiries, involving partners, service users, and outside experts, can find new ways to tackle the issues covered by LAAs;

neighbourhood representation: all councillors have a role in advocating the needs of their communities, and in championing community involvement. In some areas they will do this via neighbourhood forums and committees. All councillors need to be engaged in defining what the most important priorities are for LAAs, and in reviewing the realities of implementation in their neighbourhoods.



The **Suffolk**
Sustainable

Community Strategy will provide the evidence base for negotiating the new LAA. The LAA will help us reflect the mosaic of places that make up Suffolk and ensure that the inequalities we currently experience are narrowed. We want to harness the opportunities of renewable energy in Waveney and the high-tech corridor to Cambridge. We want to reduce crime in Ipswich and make people feel safe in mid-Suffolk. We want to increase skills and employment opportunities for the generations to come and maintain a safe, healthy and green environment for those who live, work and visit the county. Suffolk's ambition to be recognised for its unique environment and quality-of-life for all will drive partners' activity and resources to deliver real benefit for our communities.



what's new about the new LAAs?

The LAAs being negotiated now, under the Local Government and Public Involvement in Health Act 2007, are different in a number of ways from the first phase of ways from the first phase of LAAs. Here's a summary of the main differences:

	old	new
	LAAs 2005-2008	LAAs from spring 2008
legal status	No legal requirement to negotiate an LAA	Statutory: all (upper-tier) councils must prepare an LAA with partners
two-tier arrangements	County council negotiated and led LAA	County council the 'responsible authority' to lead partnership, district councils are important partners
timescale	Three-year agreement: Commenced in three groups, 2005-6, 2006-7, 2007-08	Three-year agreement: all councils/areas on same timetable: 2008-11
scope	Three, later four blocks: safer and stronger communities; children and young people; healthier communities and older people; economic development and enterprise	No requirement for blocks: local flexibility based on sustainable community strategy and other local priorities.
local and national targets	Some mandatory targets, choice of others	National Indicator set including 16 education and early years statutory targets, up to 35 other targets to be negotiated according to needs of area. Named partners should also negotiate and support local targets
finance	Previously ring-fenced funds merged into funding tied to blocks; later into LAA grant; also pump-priming grant	No specific LAA grant; all partners should gear mainstream funding towards LAA objectives.
reward funding	Financial reward tied to achievements on specific agreed 'stretch' targets	Formula to pay reward funding according to performance across the range of targets
partnership arrangements	Voluntary co-operation in a LSP, some statutory requirements on specific services to engage with thematic partnerships	Statutory 'duty to co-operate' on named agencies to negotiate LAA, sign up to specific local and national targets, implement, and respond to council scrutiny
performance management	Local performance management, reported to government office (GO)	Local performance management, new council scrutiny powers, external assessment by CAA

two-tier issues

In two-tier areas, the LAA is led by the county council, and will be a county-wide agreement. District councils are important partners in the LAA and in delivering particular targets. It's vital that districts get fully involved in LAAs, and there are a range of issues which need to be planned in a joined up way:

- arrangements for LSPs at district and county levels with clear roles;
- developing community strategies at county and district levels which inter-relate;
- community involvement in strategy development, and in the LSPs;
- scrutiny arrangements for the new LAA;
- CAA, which will be county-wide.

a stronger framework for partnership work

Every area has a LSP which brings together the council, other public services, community, voluntary and private sector organisations. In two-tier areas there are a range of possible arrangements to reflect district and county roles. The partnership agrees and moves forward the most important issues for the area, generally focussed on the sustainable community strategy.

A wide range of public services now have **a legal duty to co-operate** with the council in partnership work, to achieve the ambitions of the locality. These organisations are listed below. Each geographically relevant organisation must co-operate in negotiating the LAA, in agreeing targets, and in implementing relevant targets. They will be subject to council scrutiny, and the CAA will review how agencies are fulfilling these duties.

It's also important that the LSP includes community and voluntary organisations, and private businesses locally, but these organisations do not have the same legal duty to co-operate.

organisations which have a 'duty to co-operate' with LAAs

District councils
The Environment Agency
Natural England
Fire and rescue authorities
Jobcentre Plus
The Health and Safety Executive
The Broads Authority
National Park Authorities
Youth Offending Teams
Police authorities
Transport for London
Chief Officer of Police
Local Probation Boards
Probation Trusts and other providers of probation services
Primary Care Trusts
National Health Service Trusts
NHS Foundation Trusts
Joint waste authorities
Joint waste disposal authorities
Regional development agencies
The Learning and Skills Council
Sport England
English Heritage
Arts Council
Museums, Libraries and Archives Council
Highways Agency
Metropolitan Passenger Transport Authorities
Others could be added by Secretary of State (by order)

“Westminster has a number of very wealthy wards and pockets of high deprivation, and the LAA will focus on narrowing the gap between these areas. One example of the improvements Westminster partners intend to deliver is to the levels of unemployment amongst disadvantaged groups, such as lone parents and incapacity benefit claimants. Work with the Department for Work and Pensions and Jobcentre Plus partners will identify neighbourhoods of specific need and establish initiatives to drive up employment. These will focus on driving up skill levels, helping people find suitable employment and providing support for those entering work after a long period of unemployment. The LAA will help partners develop a single job-brokerage service, called Westminster Works, which will provide neighbourhood-based employment support services for job-seekers. This will not only contribute to economic activity in the area but will also impact on health, housing and child poverty.”

“ It’s fundamental to the future of **Barking and Dagenham** that we use the LAA to tackle low-skills and worklessness. Nearly six out of ten working age residents in Barking and Dagenham have qualifications below level two (equivalent to five good GCSE grades) – the lowest level of any adult population in the whole of England and Wales. Generations of low-skill levels, associated low incomes and long-term worklessness are major contributors to disillusioned and anti-social youth, teen pregnancy, domestic violence and health inequalities. In the past ten years our schools have achieved some of the fastest rates of improvements in qualifications in the country. We are now focusing on those who have already left compulsory education. Initiatives include the council Signing the Skills Pledge – ensuring all of our eight thousand employees are supported to achieve at least level two, and that Job Shops in Barking – and soon in Dagenham – are supported by brokerage services led by the third sector. There is much more to be done to ensure all of our community can enjoy the economic benefits of living in one of the major cities in the world.”

finance

There is no specific LAA grant for the new LAAs. It’s up to the local partners to decide how to fund the achievement of the LAA priorities, and whether the LSP should have an overview of any specific budgets. Many of the government’s ring-fenced and specific grants will now be paid

through one area-based grant to councils. This becomes a general council revenue grant; it’s not LAA grant.

There will be some reward grant from government to encourage local areas to achieve their targets.

deciding priorities, setting targets

It’s vital you decide locally what are the most important priorities for your place which should be covered in your LAA. These will come from your political priorities as councillors, from the ambitions for your place set out in the community strategy, from the views of the public and community organisations, and from evidence of how your area compares with others on important social issues such as employment, skills, crime levels, housing needs.

One of the aims of the new arrangements has been to reduce the national requirements for many different measurements of what is being done, which were rarely co-ordinated between government departments and initiatives. Progress has been made on this, with the announcement of the National Indicator Set.

This has 198 indicators, which define all the government’s priorities for councils working alone or in partnership. The National Indicator Set covers big picture issues about worklessness, health improvement, community safety and sustainability; it’s not just about measuring what local

government does. Many of these indicators link to the government’s national priorities (defined in the public service agreements of government departments) which local government can help to deliver.

Some of these indicators overlap with the performance requirements for other partner organisations such as the police or the Primary Care Trust. You have to monitor and report on all 198 locally. Within this are 16 education and early years indicators for which targets are agreed with the Department for Children, Schools and Families. For the LAA, each area will also be negotiating with the government office (GO) up to 35 targets from the 198 priorities covered by the National Indicator Set – these will be different priorities according to the circumstances of the area. These targets will be ‘designated’ as being of national importance, when the LAA is signed by the secretary of state.

The LAA can also include other purely local targets and ambitions (on issues not covered by national indicators). Where partner organisations sign up to them, these local targets will also be covered by the duty to co-operate.

assessing achievements locally

The arrangements to check that the local area agreement is being achieved cover:

Performance management locally.

Every LSP will need to have good arrangements to monitor how well the LAA is being achieved, and tackle things which are going wrong. Performance against all the 198 national indicators will need to be published, but purely local indicators are of equal importance. The council has a vital role in making sure this happens. The GO for the region will also be reviewing progress.

Scrutiny by the council of the whole

LAA. There will be new legal powers for the council (both tiers in counties) to require partner organisations to be

subject to scrutiny. These powers require organisations to provide information to scrutiny committees, and to respond to and have regard to recommendations which relate to relevant local improvement targets. This will strengthen the council's role in ensuring good LAA performance by all partners, and reviewing how problems are being tackled.

The new CAA. This replaces comprehensive performance assessment (of the council) in 2009. This will look at how councils and all the organisations subject to the duty to co-operate are contributing to achieving local ambitions, and the prospects for the place to improve. It will have a big emphasis on local people's views about their area and its services.

“ The decline of the textile and manufacturing industries has left **Oldham** with an outdated physical infrastructure and an economy dominated by low-skill, low-wage employment opportunities. Through the LAA we will be repositioning the economy to focus on higher-value key sectors such as science, technology, education, and culture; and utilising strategic regeneration initiatives to stimulate investment and business growth. We also aim, through our LAA, to increase the opportunities in life for all residents, with a focus on reducing worklessness and unemployment. We will continue to provide opportunities for residents from different neighbourhoods and communities to come together, as we continue to build community cohesion and community stability across the borough.

timetable

November: with partners, agree local priorities to negotiate targets with the GO, plus purely local priorities

December: compare local and national ideas about LAA priorities

January: agree up to 35 priority issues with GO

March: agree children's services statutory targets by end of March 2008

February-May: negotiations with GO on up to 35 targets

June: recommended targets sent to ministers for sign-off

Now is the time to get engaged with what your LSP is discussing, what the LAA negotiating arrangements are locally, your council's headline priorities in the negotiations; and what the GO thinks are the local priorities.

Find out more

There is more information about LAAs on the LGA and IDeA websites www.lga.gov.uk, www.idea.gov.uk and government information on www.communities.gov.uk

You can also send questions to the LGA Improvement Team via improvement@lga.gov.uk

For further information about the work of the LGA please contact the Local Government Association at Local Government House, Smith Square, London SW1P 3HZ

or telephone LGconnect 020 7664 3131
Fax 020 7664 3030
Email info@lga.gov.uk

For a copy in braille, in larger print or audio tape contact LGconnect

LGA code F/CA266

© Local Government Association December 2007

ISBN 978-1-84049-597-3

Published by LGA Publications
Local Government Association, Local Government House, Smith Square, London SW1P 3HZ

Printed by Newman Thomson, One Jubilee Road, Victoria Industrial Estate, Burgess Hill,
West Sussex RH15 9TL

SOMERSET LAA GOSW SUBMISSION – 30th May 2008

- Blue** – Targets to be set at a later date
Pink – Mandatory CYP National Indicators

Priority	Indicator(s), including those from national indicator set (shown with a *). Supporting Tier shown with a #.	Baseline	LAA Improvement Target, including those to be designated (shown with a *), and including education and early years targets.			Partners who have signed-up to the target and any which are acting as lead partner/s (shown with a *)	Comments
			08/09	09/10	10/11		
1. Reduce misuse of drugs & alcohol	<p>*NI 115 Substance misuse by young people</p> <p>[PLACEHOLDER]</p>	<p>Tellus Survey will be completed by schools 17 March to 12 June 08. Results will be published in September 2008</p> <p>Annual Measure</p>	<p>New PI so no baseline to base targets.</p> <p>Local Proxy Indicator to be used measuring against the following question: “In the last 4 weeks, how many times have you got drunk?” a) Once or twice b) Three times or more</p>			<ul style="list-style-type: none"> • Somerset County Council • District Authorities <ul style="list-style-type: none"> - Taunton Deane - West Somerset • Somerset Primary Care Trust • Taunton & Somerset NHS Foundation Trust • Yeovil District Hospital NHS Foundation Trust • Avon & Somerset Police Constabulary • Avon and Somerset Police Authority • Youth Offending Team 	<p>New question to be included in Tellus Survey and results provided at County Level <u>only</u> by Ofsted in September of each year.</p>

2. Improve access to Child & Adolescent Mental Health Services (CAMHS)	*NI 51 Effectiveness of child and adolescent mental health (CAMHS) services	14/16 Q1. 3/4 Q2. 4/4 Q3. 4/4 Q4. 3/4 Interim measure is annual self-assessed measure reported by end of Feb each year and performance relates to as at 31 Jan.	*14/16 Q1. 3/4 Q2. 4/4 Q3. 4/4 Q4. 3/4	New PI may be in place and so targets could change to reflect new PI		<ul style="list-style-type: none"> • Somerset County Council • Somerset Primary Care Trust • Somerset Partnership NHS Foundation Trust • Taunton & Somerset NHS Foundation Trust • Yeovil District Hospital NHS Foundation Trust • West Country Ambulance Trust 	<p>National Indicator guidance advises that they are aiming to develop an outcome measure for CAMHS from 2009 onwards and for period 2008/09 they will use a proxy measure which appears to be the current PAF A70 indicator – which is the authority's self assessed score of its CAMHS services on scale of 1-4 against 4 questions.</p> <p>Not possible to provide breakdown by LSP as overall score out of 16.</p>
				*15/16 Q1. 4/4 Q2. 4/4 Q3. 4/4 Q4. 3/4	*16/16 Q1. 4/4 Q2. 4/4 Q3. 4/4 Q4. 4/4		

3. Address the rising trend in obesity and overweight in the population.	<p>*NI 56 Obesity in primary school age children in Year 6</p>	<p>15.1% (Summer 07) (07/08 Outturn)</p> <p>14% (Summer 06) (06/07 Outturn)</p> <p>Annual Measure undertaken during Summer Term</p>	<p>*14.9% Summer 08</p>	<p>*14.7% Summer 09</p>	<p>*14.6% Summer 10</p>	<ul style="list-style-type: none"> • Somerset County Council • District Authorities • Somerset Primary Care Trust • Sport England • Taunton & Somerset NHS Foundation Trust • Yeovil District Hospital NHS Foundation Trust • Somerset Partnership NHS Foundation Trust 	<p>Data is published on following website: http://www.ncmp.ic.nhs.uk/results.asp</p> <p>May be possible to provide by LSP, Health have been sent relevant details for schools in each district.</p> <p>Summer 07 84% were measured compared to England average of 78%.</p> <p>England Average 07/08 was 17.5%</p>
--	---	--	-------------------------	-------------------------	-------------------------	--	--

4. Improve services for children with disabilities.	*NI 105 The Special Educational Needs (SEN)/non – SEN gap – achieving 5 A* - C GCSE inc English and Maths	07/08: 44.8% (AY 06/07) Breakdown by LSP Mendip: 49% Sedgemoor: 42.1% S. Somerset: 43.4% Taunton Deane: 49.4% West Somerset: 37.9% Annual Measure performance will relate to academic year	*43.8% 2008/09 AY 2009/10 FY	*42.8% 2009/10 AY 2010/11 FY	*41.8% 2010/11 AY 2011/12 FY	<ul style="list-style-type: none"> Somerset County Council Learning & Skills Council Somerset Primary Care Trust 	<p>Targets have been agreed with national Strategies.</p> <p>Note when reporting against targets need to take into account time lag.</p> <p>AY 2008/09 should be available in November 2009 and so will fall outside of the FY reporting periods.</p>
5. Increase numbers of young people in education, employment and training.	*NI 45 Young offenders engagement in suitable education, employment or training	Advised by YJB accepting only 06/07 baseline: 73.4% Although acknowledged performance had dipped during 07/08. Quarterly Measure	*75.6%	*78.6%	*81.8%	<ul style="list-style-type: none"> Somerset County Council District Authorities - Sedgemoor Jobcentre Plus Learning & Skills Council Youth Offending Team 	<p>Indicator reported by YOT quarterly, but targets relate to performance at end of each financial year</p> <p>Not possible to provide LSP data.</p> <p>YJB negotiated targets with YOT</p>

5.1	Supporting Tier #NI 148 Care Leavers in education, employment or training.	06/07: 61.4% 05/06: 54.2% Recalculated for the new definition as no longer same as PAF A4 Annual Measure	62.5%	64.5%	68.5%	<ul style="list-style-type: none"> • Somerset County Council • District Authorities <ul style="list-style-type: none"> - Sedgemoor - Mendip • Jobcentre Plus • Learning & Skills Council 	Not possible to provide by LSP area.
5.2	Supporting Tier #NI 117 16 to 18 year old who are not in education, training or employment (NEET)	Data collected monthly but data for the period Nov-Jan is used to monitor targets 07/08 4.3% 06/07: 4.8% Existing Stretch Target	4.0%	4.0%	3.9%	<ul style="list-style-type: none"> • Somerset County Council • District Authorities <ul style="list-style-type: none"> - Sedgemoor • Jobcentre Plus • Learning & Skills Council • Somerset Partnership NHS Foundation Trust. 	<p>Targets relate to Nov – Jan average and future performance updates for Nov – Jan should be able to provide by LSP.</p> <p>Rob Bourne meeting John Kirby to finalise targets for 2009/10 to 2010/11 on 5 June. GOSW suggested range of 3.4% to 3.7% by end of LAA.</p>

6. Reduce teenage pregnancy	*NI 112 Under 18 conception rate	<p>CY 2006: 33.0 -15% change</p> <p>CY 2005: 31.0 -20.2% change</p> <p>LAA 1 Stretch Target</p> <p>Lag in reporting years</p>	<p>Proposal in light of data availability and Teenage Pregnancy Unit Trajectories:</p> <p>Financial year 2008/09 (2007 calendar year): -24% (29.6) data available Feb 09</p> <p>Financial year 2009/10 (2008 calendar year): -33% (26.2) data available Feb 10</p> <p>Financial year 2010/11 (2009 calendar year): -41% (22.8)</p> <p>Financial year 2011/12 (2010 calendar year): -50% (19.4)</p>	<ul style="list-style-type: none"> • Somerset County Council • District Authorities <ul style="list-style-type: none"> - South Somerset - Taunton Deane - Sedgemoor • Somerset Primary Care Trust • Taunton & Somerset NHS Foundation Trust • Yeovil District Hospital NHS Foundation Trust • Youth Offending Team • Somerset Partnership NHS Foundation Trust • West Country Ambulance Trust 	<p>Note national indicator guidance now asks for percentage change from 1998 baseline: 38.8</p> <p>A final assessment of the target will be made in Feb 2012 (reflecting data for 2010)</p> <p>A time lag applies to this indicator in terms of data availability and a further time lag in terms of data by LSP level.</p>
			<div>*-33%</div> <div>*-41%</div> <div>*-50%</div>		

6.1	Supporting Tier #*NI 113 Prevalence of Chlamydia in under 25 year olds	4.39% for 07/08	17%	17%	17%	<ul style="list-style-type: none"> • Somerset Primary Care Trust • Taunton and Somerset NHS Foundation Trust • Yeovil District Hospital NHS Foundation Trust • Somerset County Council • Somerset Partnership NHS Foundation Trust • West Country Ambulance Trust 	17% of 15 - 24 years population screened/tested. Performance of the Chlamydia Screening Programme only. Further monitoring against this indicator will include screening/testing data from additional sources.
-----	---	-----------------	-----	-----	-----	---	---

7. A more productive and competitive Somerset economy	*NI 171 VAT registration rate per 10,000 adults of the resident population aged 16 and above (proxy target)	Somerset: 30.08 (2006, rate:1) Mendip: 35.09 Sdgmr: 30.63 S.Som: 28.72 T.Dean: 28.86 W.Som: 22.66	To be agreed	To be agreed	To be agreed	<ul style="list-style-type: none"> • South West Regional Development Agency • Somerset County Council • District Authorities • Learning & Skills Council • Exmoor National Park Authority 	<p>Targets will be negotiated once data received later in Summer 2008 when the indicator is to be refined to include PAYE data.</p> <p>In the interim GOSW and local partners have agreed proxy targets (relating to VAT registrations only) for this indicator and underlying issues and these will be used to support the delivery plan for the target.</p>
---	--	---	--------------	--------------	--------------	--	---

7.1	Supporting Tier #*NI 172 VAT registered businesses showing growth	Data awaited (May 2008 for 2005/06 data)	To be agreed	To be agreed	To be agreed.	<ul style="list-style-type: none"> • South West Regional Development Agency • Somerset County Council • District Authorities • Learning & Skills Council • Exmoor National Park Authority 	Complications around accessing the Inter Departmental Business Register (IDBR) mean that this data series will be calculated by central government on behalf of all local authorities. Results due summer 2008 at which point the targets will be set. Underlying issues have been identified to support the delivery plan.
7.2 A more productive and competitive Somerset economy	Local Indicator # Growth in Somerset's knowledge economy - Local Indicator Proportion of businesses in knowledge driven sector	Somerset: 26.90 % (2005) Mendip: 28.28% Sdgmr: 25.2% S.Som: 27.05% T.Dean: 28.95% W.Som: 25%	30.4%	31.6%	32.8%	<ul style="list-style-type: none"> • South West Regional Development Agency • Somerset County Council • District Authorities - South Somerset - Sedgemoor - Mendip • Learning & Skills Council 	

8. Strengthen and diversify the employment base of Somerset's market towns.	*NI 151 Overall employment rate (Somerset resident population of working age)	<p>Somerset: 78% (Jul 06 – Jun 07)</p> <p>Districts (Apr 06 – Mar 07):</p> <p>Mendip: 81.7%</p> <p>Sdgmr: 73.5%</p> <p>S.Som: 78.4%</p> <p>T.Dean: 78.5%</p> <p>W.Som: 63.3%</p>	-	<p>1.87% improvement over the first two target years.</p> <p>(2/3 of overall improvement target)</p>	2.8% overall improvement in Somerset over the 3 target years of 2009 to 2011.	<ul style="list-style-type: none"> • South West Regional Development Agency • Somerset County Council • District Authorities • Learning & Skills Council • Jobcentre Plus • Exmoor National Park Authority 	<p>Latest DCLG guidance requires target expressed as "overall % change".</p> <p>This indicator is a Working Neighbourhoods Fund indicator.</p>
---	--	--	---	--	---	--	--

<p>9. People in Somerset are not unnecessarily excluded from paid employment.</p>	<p>*NI 152 Working age people on out of work benefits in</p> <p>a) West Somerset</p> <p>b) Sedgemoor</p>	<p>West Somerset (2007): 11.38%</p> <p>Sedgemoor (2007): 10.33%</p> <p>For info: Somerset 8.96% (2006) Mendip: 8.36% Sedgemoor: 10.29% S.Som: 7.72% T. Deane: 9.12% W.Som: 11.92%</p>		<p>1% improve ment per district over the first two target years.</p> <p>(2/3 of overall improve ment target)</p>	<p>1.5% (0.5 p.a) overall improve ment per district, over the 3 target years of 2009-2011.</p>	<ul style="list-style-type: none"> ▪ Somerset County Council ▪ Learning & Skills Council ▪ Job Centre Plus ▪ South West Regional Development Agency ▪ District Authorities ▪ Somerset Primary Care Trust 	<p>Latest DCLG guidance requires targets expressed as “overall % change”.</p> <p>Targets reflect a level of stretch appropriate to West Somerset's inclusion in the Working Neighbourhoods Fund. NB. This indicator is a Working Neighbourhoods Fund indicator.</p>
---	---	---	--	--	--	--	---



9.1	Supporting Tier #NI 153 Working age people claiming out of work benefits in the worst performing neighbourhoods.	27.62% (DWP May 2007)	To be agreed	To be agreed	To be agreed	<ul style="list-style-type: none"> ▪ Somerset County Council ▪ Learning & Skills Council ▪ Job Centre Plus ▪ South West Regional Development Agency ▪ District Authorities <ul style="list-style-type: none"> - South Somerset - West Somerset ▪ Somerset Partnership NHS Foundation Trust 	<p>This indicator will support the LAA partners work to address Worklessness by providing a measure of performance in local disadvantaged LSOAs in Somerset.</p> <p>Technical issues mean that NI 153 is unsuitable as a main indicator for the Somerset LAA and further work needs to be done to identify the baseline and improvement targets. Technical work to be undertaken by the end of June 2008. This allows for consultation with Stronger Communities and the economic theme groups in July 2008, from which targets can be finalised.</p>
-----	---	--------------------------	--------------	--------------	--------------	---	---

10. A more highly skilled, rewarded and qualified Somerset workforce, relevant to the future needs of the County's economy	*NI 163 Working age population qualified to at least Level 2 (GCSE) or higher	<p>Somerset: 71% (2006)</p> <p>Mendip: 67.7%</p> <p>Sdgmr: 70.7%</p> <p>S.Som: 74.3%</p> <p>T.Dean: 72.4%</p> <p>W.Som: 61.9%</p>	N/A	<p>1.68% improvement over the first two target years.</p> <p>(2/3 of overall improvement target)</p>	<p>2.52% (0.84% p.a) improvement in Somerset over the three LAA target years 2009 to 2011.</p>	<ul style="list-style-type: none"> • South West Regional Development Agency • Learning & Skills Council • Somerset County Council • District Authorities <ul style="list-style-type: none"> - Taunton Deane - Sedgemoor - Mendip • Taunton & Somerset NHS Foundation Trust. • Yeovil District Hospital NHS Foundation Trust • Somerset Partnership NHS Foundation Trust 	<p>New guidance from DIUS explains that due to revision to the population projections in mid 2008, targets are not to be set for each of the LAA years, until late 2008. Until that time, an overall target has been agreed with partners.</p> <p>This indicator is a Working Neighbourhoods Fund indicator.</p>
--	--	---	-----	--	--	--	--

11. A more highly skilled, rewarded and qualified Somerset workforce, relevant to the future needs of the County's economy	*NI 165 Working age population qualified to at least Level 4 (Degree) or higher	Somerset: 25.97% (2006) Mendip: 29.7% Sdgmr: 22.8% S.Som: 26.2% T.Dean: 28.8% W.Som: 13.8%	N/A	N/A	0.84% (0.28% p.a) improve ment in Somerset over the three LAA target years 2009 to 2011)	<ul style="list-style-type: none"> • South West Regional Development Agency • Learning & Skills Council • Somerset County Council • District Authorities <ul style="list-style-type: none"> - Taunton Deane - Sedgemoor - Mendip 	New guidance from DIUS explains that due to revision to the population projections in mid 2008, targets are not to be set for each of the LAA years, until late 2008. Until that time, an overall target has been agreed with partners.
12. A more highly skilled, rewarded and qualified Somerset workforce, relevant to the future needs of the County's economy	*NI 166 Average earnings of employees (median weekly, gross pay for full time workers)	Somerset: £419.3 (2007)	N/A	N/A	3.73% p.a improve ment in Somerset over the three LAA target years 2009-2011	<ul style="list-style-type: none"> • South West Regional Development Agency • Learning & Skills Council • Somerset County Council • District Authorities • Job Centre Plus 	Latest BERR guidance requires target expressed as "% change" rather than in £s.



13. Climate Change – adaptation & mitigation.	<p>*NI 185 CO2 reduction from LA operations.</p> <p>[PLACEHOLDER]</p>	N/A	*Set baseline	*TBD *SCC only = 4%	*TBD *SCC only = 4%	<ul style="list-style-type: none"> • Somerset County Council • District Authorities • Somerset Waste Partnership • Somerset Partnership NHS Foundation Trust • Avon & Somerset Police Constabulary 	<p>Given that it is not possible to set a baseline for all authorities, GOSW have agreed that the DC baselines and targets can be set by 31 January 2009. We are working with the DCs to ensure this can be done and to develop their delivery plans.</p> <p>An aggregated baseline and target for all 6 Somerset councils is preferred, and GOSW have indicated this should be acceptable. The target (s) will be set by 31 January 2009 after the 2008 baselines are available.</p>
---	---	-----	---------------	------------------------	------------------------	---	---

14. Climate Change – adaption & mitigation	*NI 188 Adapting to Climate Change	SCC = Level 0 TDBC = Level minus 0 SDC = Level minus 0 SSDC = Level 0 WSDC = Level minus 0 MDC = Level 0	*1	*2	*3	<ul style="list-style-type: none"> • Somerset County Council • District Authorities • Somerset Waste Partnership • Taunton & Somerset NHS Foundation Trust • Yeovil District Hospital NHS Foundation Trust • Somerset Primary Care Trust • Somerset Partnership NHS Foundation Trust. • Avon and Somerset Police Constabulary 	
--	--	--	----	----	----	---	--

14.1. A protected, conserved and enhanced natural, cultural and historic environment, which helps to improve the social, economic and physical health of the community in a sustainable way	Supporting Tier # Health of the Natural Environment in Somerset	26%	40%	60%	80%	<ul style="list-style-type: none"> • Somerset County Council • District Authorities • Natural England • Exmoor National Park Authority • Avon and Somerset Police Constabulary 	GOSW have confirmed their support for the basket. Basket & methodology enclosed:-  C:\Documents and Settings\SCoombes\  C:\Documents and Settings\SCoombes\
---	---	-----	-----	-----	-----	---	--

14.2. Climate Change – adaption & mitigation	Supporting Tier #NI 186 per capita CO ₂ emissions in the LA area.	<p>2005 – (tonnes) Somerset 8.4</p> <p>Mendip 8.7 Sedgemoor 8.2 South Somerset 8.7 Taunton Deane 6.7 West Somerset 11.2 <i>Source Defra</i></p>	TBD	TBD	TBD	<ul style="list-style-type: none"> • Somerset County Council • District Authorities • Exmoor National Park Authority • Somerset Waste Partnership • Taunton & Somerset NHS Foundation Trust • Yeovil District Hospital NHS Foundation Trust • Somerset Primary Care Trust • Somerset Partnership NHS Foundation Trust • Avon and Somerset Police Constabulary 	There is no trend data for this indicator + it is difficult to accurately forecast the cause and effect of improvement actions. It is not possible therefore to set any targets at the current time. GOSW have agreed that this indicator can be set next year after 2006 data is available. The list of named partners will also need to be reviewed once 2006 data is available and the delivery plan is developed.
--	--	---	-----	-----	-----	--	---

15. Minimise waste and manage it sustainably	*NI 191 Residual household waste per head 1	-	-	-	-	<ul style="list-style-type: none"> • Somerset County Council • District Authorities • Somerset Waste Partnership • Somerset Partnership NHS Foundation Trust 	<p>Targets to be set pending resolution of Schedule 2 waste issues</p> <p>To be considered for introduction at Annual Refresh</p>
16. Access & Connectivity	*NI 175 Access to services and facilities by public transport, walking and cycling	2005 – 35% 2006 – 58% 2007 – 70%	*86%	*88%	*90%	<ul style="list-style-type: none"> • Somerset County Council • Taunton and Somerset NHS Foundation Trust • Yeovil District Hospital NHS Foundation Trust • Somerset Primary Care Trust • Somerset Partnership NHS Foundation Trust 	

16.1 Access & Connectivity	# Supporting tier- Accessibility in Somerset	100	102.34	105.86	109.37	<ul style="list-style-type: none"> • Somerset County Council • Somerset Primary Care Trust • Taunton & Somerset NHS Foundation Trust • Yeovil District Hospital NHS Foundation Trust • Somerset Partnership NHS Foundation Trust. 	 C:\Documents and Settings\SCoombes\E GOSW have confirmed their support for the basket. Basket and methodology enclosed:-  Draft Accessibility supporting...
----------------------------	--	-----	--------	--------	--------	--	---

17. Narrow the gap in mortality between the least and most deprived communities in Somerset.	*NI 121 Mortality rate from all circulatory diseases at ages under 75	62.8 per 100,000 population (2006)	*55.0 480,522 pop	*51.8 483,954 pop	*48.7 487,349 pop	<ul style="list-style-type: none"> • Somerset Primary Care Trust • Taunton and Somerset NHS Foundation Trust • Yeovil District Hospital NHS Foundation Trust • Somerset County Council • District Authorities <ul style="list-style-type: none"> - South Somerset - Taunton Deane - Sedgemoor - Mendip • Sport England • Somerset Partnership NHS Foundation Trust • West Country Ambulance Trust 	Single year targets for 2008/09, 09/10 and 2010/11 based on the PCT Vial sign target VSB02.
--	--	------------------------------------	----------------------	----------------------	----------------------	--	---

18. To enjoy good health and well-being in later life	<p>*NI 137 Healthy life expectancy at age 65 PSA 17</p> <p>[PLACEHOLDER]</p>	-	-	-	-	<ul style="list-style-type: none"> • Somerset Primary Care Trust • Taunton & Somerset NHS Foundation Trust • Yeovil District Hospital NHS Foundation Trust • Somerset Partnership NHS Foundation Trust • Somerset County Council • The Learning and Skills Council • District Authorities • Sport England 	Targets to be set once Place Survey under-taken in Autumn
---	---	---	---	---	---	---	---

18.1	Supporting Tier #LI 1 Reduce the prevalence of hip fracture in people over the age of 65 years	486.7 per 100,000 population (2006/07)	485.7	484.7	483.7	<ul style="list-style-type: none"> • Somerset Primary Care Trust • Taunton & Somerset NHS Foundation Trust • Yeovil District Hospital NHS Foundation Trust • Somerset Partnership NHS Foundation Trust • Somerset County Council • West Country Ambulance Trust 	
------	---	--	-------	-------	-------	---	--

18.2	Supporting Tier DWP PSA 16 % of Pensioners on low income	-	-	-	-	<ul style="list-style-type: none"> • Somerset Partnership NHS Foundation Trust • Somerset County Council • District Authorities <ul style="list-style-type: none"> - South Somerset - Taunton Deane - Sedgemoor - Mendip 	The Family Resources Survey 2006/07 will be used as the baseline (as per DWP). There has been a delay publishing the survey, which was due in March 2008. Targets will be set as soon as a baseline has been established.
19. To be able to access good quality, affordable health, social and well-being support easily	*NI 139 People over 65 who say that they receive the information, assistance and support needed to exercise choice and control to live independently PSA 17 [PLACEHOLDER]	-	-	-	-	<ul style="list-style-type: none"> • Somerset Partnership NHS Foundation Trust • Somerset County Council • District Authorities • Taunton & Somerset NHS Foundation Trust • Yeovil District Hospital NHS Foundation Trust 	Target to be negotiated for NI 139 once Place survey undertaken in Autumn

19.1	Supporting Tier #NI 130 Social Care clients receiving Self Directed Support (Direct Payments and Individual Budgets) DH DSO If not in main Tier	142.46	185.24	277.96	1078.04	<ul style="list-style-type: none"> • Somerset Partnership NHS Foundation Trust • Somerset County Council 	
19.2	Supporting Tier #NI 136 People supported to live independently through social services (all ages) PSA 18	3834.20	3885.32	3936.45	3987.57	<ul style="list-style-type: none"> • Somerset Primary Care Trust • Somerset Partnership NHS Foundation Trust • Somerset County Council • District Authorities <ul style="list-style-type: none"> - South Somerset - Taunton Deane - Sedgemoor - Mendip 	

19.3	Supporting Tier #NI142 (Number of vulnerable people who are supported to maintain independent living)	95.49%	95.49%	95.49%	95.49%	<ul style="list-style-type: none"> • Somerset County Council • District Authorities • Somerset Primary Care Trust • Probation Service • Youth Offending Teams • West Country Ambulance Trust • Somerset Partnership NHS Foundation Trust • Yeovil District Hospital NHS Foundation Trust • Taunton & Somerset NHS Foundation Trust 	The percentage remains at this level for the next 3 years as this must be achieved within the regime of a falling budget of 5% per annum
------	--	--------	--------	--------	--------	---	--

20. Reducing the harm caused by drugs.	*NI 40 Drug users in effective treatment (PSA 25)	864	*873	*881	*890	<ul style="list-style-type: none"> ▪ Somerset County Council ▪ Youth Offending Team ▪ Avon & Somerset Police Constabulary ▪ Avon & Somerset Police Authority ▪ Probation Service ▪ Somerset Primary Care Trust ▪ Somerset Partnership NHS Foundation Trust ▪ Taunton & Somerset NHS Foundation Trust ▪ Yeovil District Hospital NHS Foundation Trust ▪ West Country Ambulance Trust 	<p>Best estimate based on data currently available.</p> <p>The DAAT have requested further guidance from The National Treatment Agency (due August 08) before finalising figures.</p> <div data-bbox="1960 555 2033 624" data-label="Image"> </div> <p>Templates 140208 - VSA14 Number of Dri</p>
--	--	-----	------	------	------	---	---

21. Reducing the harm caused by drugs	* NI 16 Serious acquisitive crime (PSA 23, APACS)	06/07 Acquisitive Crime general: 26.3 per 000 against 21.9 per thousand nationally. Data source: Home Office.gov.uk Forecast 07/08 baseline 0.806	*0.738 *8%	*0.691 *6%	*0.647 *6%	<ul style="list-style-type: none"> ▪ Somerset County Council ▪ District Authorities ▪ Youth Offending Team ▪ Avon & Somerset Police Constabulary ▪ Avon & Somerset Police Authority ▪ Probation Service ▪ Somerset Primary Care Trust ▪ Somerset Partnership NHS Foundation Trust 	Crimes/1000 pop/month Effective reduction over previous year
---------------------------------------	--	---	-------------------	-------------------	-------------------	---	---

22. Reducing the harm caused by drugs.	* NI 30 Re-offending rate of prolific and priority offenders (APACS)	<p>41</p> <p>Somerset has 41 Offenders</p> <p>Sedgemoor 4 Somerset East 23 Taunton Deane 7 West Somerset 7</p>	18% reduction	-	-	<ul style="list-style-type: none"> ▪ Somerset County Council ▪ District Authorities ▪ Youth Offending Team ▪ Avon & Somerset Police Constabulary ▪ Avon & Somerset Police Authority ▪ Probation Service ▪ Somerset Primary Care Trust ▪ Somerset Partnership NHS Foundation Trust 	Home Office Guidance letter of 9 th May indicates that Somerset has 41 PPOs. Home Office request target of 18% reduction as an appropriate stretch i.e. if 41 PPOs were collectively convicted of 100 offences last year, then the target would be achieved if they were convicted of less than 82 offences 08-09. Given the lack of time to validate the figures, and in the absence of strong evidence to the contrary, Partnerships are asked to accept the figure. However, it is recognised this is a developmental year.
--	---	--	---------------	---	---	---	---

23. Limiting the damage of alcohol on our communities	*NI 39 Alcohol related hospital admission rates	2006/07 1389	*1570	*1643	*1697	<ul style="list-style-type: none"> ▪ Somerset County Council ▪ District Authorities ▪ Youth Offending Team ▪ Avon & Somerset Police Constabulary ▪ Probation Service ▪ Somerset Primary Care Trust ▪ Somerset Partnership NHS Foundation Trust ▪ Taunton & Somerset NHS Foundation Trust ▪ Yeovil District Hospital NHS Foundation Trust ▪ Devon & Somerset Fire and Rescue ▪ West Country Ambulance Trust 	Corresponds to PCT vital sign target VSC26.
---	--	-----------------	-------	-------	-------	---	---

24. Preventing young people from entering the criminal justice system and reducing youth re-offending	<p>*NI 111 First time entrants to the Youth Justice System aged 10-17 (PSA 14, APACS)</p> <p><u>[PLACEHOLDER]</u></p>	-	-	-	-	<ul style="list-style-type: none"> ▪ Somerset County Council ▪ District Authorities ▪ Youth Offending Team ▪ Avon & Somerset Police Constabulary ▪ Avon & Somerset Police Authority ▪ Devon & Somerset Fire and Rescue ▪ Somerset Partnership NHS Foundation Trust 	YOT (Tom Whitworth) advise that YJB have confirmed (14/4) there will not be any baselines or targets set until LAA “refresh” later in 2008. (NI guidance suggests it’s directional only).
---	--	---	---	---	---	---	---

25. Safeguarding vulnerable people	<p>*NI 32 Repeat incidents of domestic violence (PSA 23, APACS)</p> <p>[PLACEHOLDER]</p>	-	-	-	-	<ul style="list-style-type: none"> ▪ Somerset County Council ▪ District Authorities ▪ Youth Offending Team ▪ Avon & Somerset Police Constabulary ▪ Avon & Somerset Police Authority ▪ Probation Service ▪ Somerset Primary Care Trust ▪ Somerset Partnership NHS Foundation Trust ▪ Taunton & Somerset NHS Foundation Trust ▪ Yeovil District Hospital NHS Foundation Trust ▪ Devon & Somerset Fire and Rescue ▪ West Country Ambulance Trust 	
------------------------------------	--	---	---	---	---	---	--

26. Making our Communities feel safer and reducing anti-social behaviour	<p>*NI 24 Satisfaction with the way the Police and local council deal with anti-social behaviour</p> <p><u>[PLACEHOLDER]</u></p>	-	-	-	-	<ul style="list-style-type: none"> ▪ Somerset County Council ▪ District Authorities ▪ Youth Offending Team ▪ Avon & Somerset Police Constabulary ▪ Avon & Somerset Police Authority ▪ Devon & Somerset Fire and Rescue ▪ West County Ambulance Trust 	<p>Introduction of NI 24 will be 2009.</p> <p>Definition not available until later in 2008 (new form of survey being developed).</p>
--	---	---	---	---	---	---	--

27. Improving safety on Somerset's roads	*NI 47 People killed or seriously injured in road traffic accidents (APACS)	04-06/05-07 Rolling average 4.3% 323	*6.3% 303	*6.6% 283	*6.4% 265	<ul style="list-style-type: none"> ▪ Somerset County Council ▪ Avon & Somerset Police Constabulary ▪ Avon & Somerset Police Authority ▪ Devon & Somerset Fire & Rescue ▪ Somerset Primary Care Trust ▪ Taunton & Somerset NHS Foundation Trust ▪ Yeovil District Hospital NHS Foundation Trust ▪ West Country Ambulance Trust ▪ Highways Agency ▪ District Authorities <ul style="list-style-type: none"> - South Somerset - Taunton Deane - Sedgemoor 	Target amended to 35% - based on negotiations between Somerset County Council (Mike O'Dowd Jones) and GOSW (Nigel Hammond).
--	--	---	------------------	------------------	------------------	--	---

28. Improve consultation with all sections of our communities on issues that affect them and make best use of the information in policy and service development.	*NI 4 % of people who feel they can influence decisions in their locality.	To be established through the place survey Autumn 2008. Estimated baseline = 32% (BVPI survey 2006/07)	A statistically significant increase in the percentage of people who feel able to influence decisions in their local area between the first place survey (reporting early 2009) and the second place survey (reporting early 2011) *32% Est.	A statistically significant increase in the percentage of people who feel able to influence decisions in their local area between the first place survey (reporting early 2009) and the second place survey (reporting early 2011) Equal to best perform. LA in family group – e.g. 36%	A statistically significant increase in the percentage of people who feel able to influence decisions in their local area between the first place survey (reporting early 2009) and the second place survey (reporting early 2011) To be agreed	<ul style="list-style-type: none"> • Somerset County Council • District Authorities • Avon & Somerset Police Constabulary • Avon & Somerset Police Authority • Somerset Primary Care Trust • Taunton & Somerset NHS Foundation Trust • Yeovil District Hospital NHS Foundation Trust • Somerset Partnership NHS Foundation Trust 	Delivery plan will focus upon improving consultation and engagement as part of improved two tier working, as well as improved use of information derived in service planning and delivery.
--	---	--	---	--	--	--	--

29. Develop strength and role of Community groups and voluntary organisations (including cultural organisations).	*NI 6 Participation in regular volunteering	To be established through the place survey Autumn 2008. Estimated baseline = 12.2% (Local MORI survey 2007)	A statistically significant improvement on the 2008 Place Survey Baseline (with option to review in 2009) *12.2% Est.	A statistically significant improvement on the 2008 Place Survey Baseline (with option to review in 2009) Baseline plus 4 percentage points – e.g. 16.2%	A statistically significant improvement on the 2008 Place Survey Baseline (with option to review in 2009) To be agreed	<ul style="list-style-type: none"> ▪ Somerset County Council ▪ District Authorities ▪ Somerset Primary Care Trust ▪ Somerset Partnership NHS Foundation Trust ▪ Avon and Somerset Police Constabulary ▪ Avon and Somerset Police Authority ▪ Taunton & Somerset NHS Foundation Trust ▪ Yeovil District Hospital NHS Foundation Trust 	Delivery plan will focus on strengthening of third sector infrastructure to support volunteering, as well as specific initiatives and programmes e.g. “V” funded project and implementation of SCC employee volunteering policy.
29.1	Supporting Tier #*NI 7 Environment for a thriving third sector.	To be established through the Place survey Autumn 2008. No estimate available	–	Baseline plus 4.1 percentage points	To be agreed	<ul style="list-style-type: none"> • Somerset County Council • District Authorities • Somerset Primary Care Trust • Somerset Partnership NHS Foundation Trust • West Country Ambulance Trust 	Delivery plan will focus on work to implement the recommendations of the Policy Commission (already underway).

29.2	Supporting Tier #*NI 11 Engagement in the Arts	To be established through the Place survey Autumn 2008. No estimate available	-	To be agreed	To be agreed	<ul style="list-style-type: none"> Somerset County Council District Authorities 	Delivery plan will focus on improving the support to the arts provided through cultural infrastructure organisations. This will involve making best use of existing resources rather than additional investment.
30. Community Cohesion.	*NI 1 % of people who believe people from different backgrounds get on well together in their local area PSA 21	To be established through the Place survey Autumn 2008. Estimated baseline = 77% (BVPI survey 2006/07)	<p>A statistically significant improvement on the 2008 Place Survey Baseline (With option to review in 2009)</p> <p>*77% Est.</p>	<p>A statistically significant improvement on the 2008 Place Survey Baseline (With option to review in 2009)</p> <p>*81%</p>	<p>A statistically significant improvement on the 2008 Place Survey Baseline (With option to review in 2009)</p> <p>To be agreed</p>	<ul style="list-style-type: none"> Somerset County Council District Authorities Somerset Primary Care Trust Avon and Somerset Police Constabulary Somerset Partnership NHS Foundation Trust 	Partners in Somerset have recently agreed a Community Cohesion Strategy. The delivery plan will incorporate all elements of its implementation.

31. Affordable Housing	*NI 155 Number of affordable homes delivered (gross) PSA 20.	Somerset 289	*427	*682	*726	<ul style="list-style-type: none"> ▪ District Authorities ▪ South West Regional Development Agency ▪ Somerset County Council ▪ Exmoor National Park Authority ▪ Highways Agency ▪ Environment Agency 	
31.1 Increase the quality and availability of affordable housing for vulnerable young people	Supporting Tier #NI 147 Care Leavers in suitable accommodation	2006/07: 88.6% 2005/06: 83.3% Annual Measure	90%	90.5%	91%	<ul style="list-style-type: none"> ▪ Somerset County Council ▪ District Authorities 	Submitted in 903 return National Average 06/07 was 87.3% Family Group Average 06/07 was 90.0% Not possible by LSP.

32.	*NI 154 Net additional homes provided	Somerset 2298	*2471	*2922	*2896	<ul style="list-style-type: none"> ▪ District Authorities ▪ South West Regional Development Agency ▪ Somerset County Council ▪ Exmoor National Park Authority ▪ Highways Agency ▪ Environment Agency 	
33.	*NI 187 Tackling fuel poverty – people receiving income based benefits living in homes with low energy efficiency rating <u>[PLACEHOLDER]</u>	-	-	-	-	<ul style="list-style-type: none"> • Somerset County Council • District Authorities • Somerset Primary Care Trust 	Agreed with GOSW PLACEHOLDER until Refresh

34. Improved Joint Working	*NI 179 Value for Money	Using the 2007/08 budget information included within the Revenue Account (RA) and Capital Estimate Return (CEL), the baseline for Somerset has been calculated as £509m.	<p>*3.5% per annum of baseline</p> <p>By 2010/11, this is equivalent to £55.2m in total (at 2010/11 prices) across the six authorities.</p> <p>Annual milestone targets to be confirmed at a later date.</p>	<ul style="list-style-type: none"> ▪ Somerset County Council ▪ 5 District Authorities 	This has been discussed by the Somerset Chief Executives Group (18 April) and agreement has been reached over the LAA target 179 indicator.
----------------------------	--------------------------------	--	--	---	---

35. (1) Monitor, support, challenge and intervene in schools, which do not meet Government targets for attainment and further raise standards across all key stages.	*NI 72 Achievement of at least 78 points across the Early Years Foundation Stage with at least 6 in each of the scales in Personal Social and Emotional Development and Communication, Language and Literacy	07/08: 45.2% (AY 06/07) 06/07: 41.3% (AY 05/06) 05/04: 38.9% (AY 04/05) Annual Measure relates to Academic Year	49% 2008/09 AY 2009/10 FY	-	-	<ul style="list-style-type: none"> Somerset County Council Jobcentre Plus Learning & Skills Council 	
35. (2)	*NI 73 Achievement at level 4 or above in both English and Maths at Key Stage 2 (Threshold)	07/08: 71.5% (AY 06/07) Breakdown by LSP Mendip: 71.6% Sedgemoor: 67.4% S. Somerset: 2.7% Taunton Deane: 77.0% West Somerset: 61.1% Annual Measure relates to Academic Yr	77% 2008/09 AY 2009/10 FY	-	-	<ul style="list-style-type: none"> Somerset County Council Jobcentre Plus Learning & Skills Council 	

35. (3)	*NI 74 Achievement at level 5 or above in both English and Maths at Key Stage3 (Threshold)	07/08: 67.6% (A.Y 06/07) Breakdown by LSP Mendip: 71.4% Sedgemoor: 62.8% S. Somerset: 69.2% Taunton Deane: 66.6% West Somerset: 69.8% Annual Measure relates to Academic Year	75% 2008/09 AY 2009/10 FY	-	-	<ul style="list-style-type: none"> • Somerset County Council • Jobcentre Plus • Learning & Skills Council 	
---------	--	---	-------------------------------------	---	---	--	--

35. (4)	*NI 75 Achievement of 5 or more A*-C grades at GCSE or equivalent including English and Maths (Threshold)	07/08: 46.8% (AY 06/07) 06/07: 44.3% (AY 05/06) 05/04: 45.7% (AY 04/05) 07/08 (06/07 AY) Breakdown by LSP Mendip: 48.6% Sedgemoor: 42.1% S. Somerset: 46.8% Taunton Deane: 51.2% West Somerset: 42.2% Original Stretch Target Annual Measure relates to AY	53.2% 2008/09 AY 2009/10 FY	-	-	<ul style="list-style-type: none"> Somerset County Council Jobcentre Plus Learning & Skills Council 	This indicator was in the original LAA and should be noted that it was a stretch target with performance reward grant attached. Therefore need to also remember these targets. PRG 07/08 AY 48.18% (will report in 08/09 FY) PRG 08/09 AY 49.24% (will report in 08/09 FY)
---------	--	---	------------------------------------	---	---	--	--

35. (5)	*NI 83 Achievement at level 5 or above in Science at Key Stage 3 or equivalent	07/08: 75.2% (AY 06/07) Breakdown by LSP Mendip: 77.6% Sedgemoor: 72.4% S. Somerset: 76.9% Taunton Deane: 74.3% West Somerset: 72.0% Annual Measure relates to Academic Year	81% 2008/09 AY 2009/10 FY	-	-	<ul style="list-style-type: none"> • Somerset County Council • Jobcentre Plus • Learning & Skills Council 	
35. (6)	*NI 87 Secondary school persistent absence rate	07/08: 5.8% (AY 06/07)	5.5% 2008/09 AY 2009/10 FY	-	-	<ul style="list-style-type: none"> • Somerset County Council • Jobcentre Plus • Learning & Skills Council • Avon and Somerset Police Constabulary 	

35. (7)	*NI 92 Narrowing the gap between the lowest achieving 20% in the Early Years Foundation Stage Profile	07/08: 34% (AY 06/07) 06/07:33.6% (AY 05/06) Annual Measure relates to Academic Year	30.8% 2008/09 AY 2009/10 FY	-	-	<ul style="list-style-type: none"> • Somerset County Council • Jobcentre Plus • Learning & Skills Council 	
35. (8)	*NI 93 Progression by 2 levels in English between KS 1 and KS 2	07/08: 83% (AY 06/07) Annual Measure relates to Academic Year	88% 2008/09 AY 2009/10 FY	-	-	<ul style="list-style-type: none"> • Somerset County Council • Jobcentre Plus • Learning & Skills Council 	
35. (9)	*NI 94 Progression by 2 levels in Maths between KS 1 & KS 2	07/08: 74.6% (AY 06/07) Annual Measure relates to Academic Year	84% 2008/09 AY 2009/10 FY	-	-	<ul style="list-style-type: none"> • Somerset County Council • Jobcentre Plus • Learning & Skills Council 	

35. (10)	*NI 95 Progression by 2 levels in English between KS 2 and KS 3	07/08: 26.2% (AY 06/07) Annual Measure relates to Academic Year	36% 2008/09 AY 2009/10 FY	-	-	<ul style="list-style-type: none"> • Somerset County Council • Jobcentre Plus • Learning & Skills Council 	
35. (11)	*NI 96 Progression by 2 levels in Maths between Key Stage 2 and Key Stage	07/08: 61.4% (AY 06/07) Annual Measure relates to Academic Year	66% 2008/09 AY 2009/10 FY	-	-	<ul style="list-style-type: none"> • Somerset County Council • Jobcentre Plus • Learning & Skills Council 	
35. (12)	*NI 97 Progression by 2 levels in English between KS 3 and KS 4	07/08: 60.8% (AY 06/07) Annual Measure relates to Academic Year	64% 2008/09 AY 2009/10 FY	-	-	<ul style="list-style-type: none"> • Somerset County Council • Jobcentre Plus • Learning & Skills Council 	

35. (13)	*NI 98 Progression by 2 levels in Maths between Key Stage 3 and Key Stage 4	07/08: 27.5% (AY 06/07) Annual Measure relates to Academic Year	33.2% 2008/09 AY 2009/10 FY	-	-	<ul style="list-style-type: none"> Somerset County Council Jobcentre Plus Learning & Skills Council 	
35. (14)	*NI 99 Looked after children reaching level 4 in English at Key Stage 2	07/08: 35.3% 06/07: 35.3% 05/06: 16.7% Annual Measure (OC2 return at present)	50%	-	-	<ul style="list-style-type: none"> Somerset County Council Jobcentre Plus Learning & Skills Council 	Return format is %. In SALTS we have returned numbers. As at 30 Sept anticipate 16 children eligible year six and estimate 8 will achieve this.
35. (15)	*NI 100 Looked after children reaching level 4 in Maths at Key Stage 2	07/08: 47.1% 06/07: 35.3% 05/06: 25.0% Annual Measure (OC2 return at present)	50%	-	-	<ul style="list-style-type: none"> Somerset County Council Jobcentre Plus Learning & Skills Council 	Return format is %. In SALTS we have returned numbers. As at 30 Sept anticipate 16 children eligible year six and estimate 8 will achieve this.

35. (16)	*NI 101 Looked after children achieving 5 A*-C GCSEs (or equivalent) at Key Stage 4 (including English and Maths) PSA 11	07/08: 11.1% 06/07: 2.9% 05/06: 8.3% Annual Measure (OC2 return at present)	15.7%	-	-	<ul style="list-style-type: none"> Somerset County Council Jobcentre Plus Learning & Skills Council 	Return format is %. In SALTS we have returned numbers. As at 30 Sept anticipate 51 children eligible year six and estimate 8 will achieve this.
----------	---	--	-------	---	---	--	---